

# JUKI

Computer-controlled, Eyelet Buttonholing Machine  
with a Trimmer for Needle and Looper Thread with Gimp

## MEB-3200SS

for men's and ladies' wear

## MEB-3200RS

for combined use for lateral and longitudinal buttonholing:  
For men's and ladies' wear

## MEB-3200RD

for combined use for lateral and longitudinal buttonholing:  
For men's and ladies' wear  
(lateral-installation machine head)

## MEB-3200JS

for jeans



**D**irect  
rive  
nnovation!




**Outstanding seam quality, productivity, and operability  
Next-generation computer-controlled eyelet buttonholing  
machine that brings together a host of advanced sewing  
capabilities!**

# THE FIRST IN THE WORLD!

**An active tension mechanism (computer-controlled thread tension mechanism) that electronically controls the needle and looper thread tensions.**

Needle and looper thread tensions can be digitally established on the operation panel according to sewing conditions. Data can be registered on a pattern-by-pattern basis to easily reproduce the same sewing conditions.

Using conventional machines, it's often quite difficult to reproduce the same sewing conditions. This machine does it with ease. With this capability, the MEB-3200 responds immediately to material changes, significantly reducing the time required for setup changes or adjustments. The machine also ensures the consistent production of high-quality seams.



Thread tensions can be separately established for various sections of a buttonhole such as eyelet sections and parallel section.

- The machine promises high-quality seams by smoothly responding to changes in stitch formation and allowing the operator to set a separate thread tension for the bartacking sections of buttonholes
- Thread tensions for the beginning and end of sewing can also be separately established. This helps prevent loose stitches or slip-off or raveling of thread at the beginning of sewing.
- Since fewer parts need to be threaded, the machine can be threaded more quickly and easily than conventional buttonholing machines.




## Vertically driven cloth cutting knife controlled by a stepping motor

The knife is controlled by a stepping motor. This enables easy adjustment of the knife pressure on the operation panel to suit the material to be used, thereby preventing irregular cutting.

Selection between the cut-before knife and cut-after knife can be made on the operation panel.

The stepping-motor-controlled cloth-cutting knife is free from the troubles likely to affect air-driven knives, including dull cutting and the breakage of parts such as the knife-driving arm. In addition, a large-capacity compressor is no longer required since the machine uses less compressed air.



## Separately driven right and left work clamps

The right and left work clamps are separately driven by independent air cylinders.


With this mechanism, the work clamps reliably clamp materials of different thicknesses to prevent the material from flopping.



## Higher Flexibility

Thanks to the computer control, many different eyelet shapes and straight buttonhole shapes can be selected or established on the operation panel.

The machine is provided as standard with 10 different stitching shape patterns. \* Registered in standard patterns (S.R type)  
As many as 89 different patterns can be stored in memory and selected. \*\* Registered in standard patterns (J type)

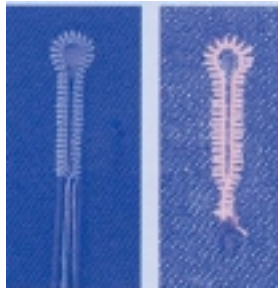


## Higher productivity

### Reliable overall thread-trimming mechanism

The MEB-3200SS/RS/RD for men's and ladies' wear cuts needle threads, looper threads and gimps to leave longer threads on the material. The thread trimmer cuts the thread on the material to lengths that allow the machine to easily retain the thread ends.

This facilitates the subsequent bartacking process. The MEB-3200JS for jeans cuts needle threads, looper threads and gimps to leave shorter threads on the material. This eliminates the need for thread picking by hand, thereby increasing both efficiency and productivity.



### Shortened machine time

The machine runs at a maximum sewing speed of 2,200 rpm to reduce the machine time

### The machine is able to perform

For cycle sewing, different thread programs can be registered. As many as 15 different patterns. (consisting of 1 to 15 steps) can be stored in one program.

## Higher operability

### Newly developed machine head that efficiently sews longitudinal buttonholes

JUKI has newly developed a machine head with a recess. For the efficient sewing of longitudinal buttonholing.

The machine head has a wider space under the work clamps to permit easy replacement of a sewing product, thereby improving workability. The semi-sunken machine head promises easy placement and smooth handling of sewing products. The amount of material opened can be easily adjusted using the screw mounted outside the machine head.



### Direct Drive motor is adopted

The machine has adopted a direct-drive method that connects a compact AC servomotor directly to the hook-driving shaft. The quick startup and increased stopping accuracy obtained as a result guarantees outstanding responsiveness. In addition, the direct-drive motor does not use a V-belt to reduce power consumption.



## Excellent maintainability

The computer controlled design eliminates most of the complicated mechanisms.

This dramatically improves maintainability.

The machine head is supported by a gas-spring that makes it easy to raise for smoother cleaning and threading.



## Improvements of working environment

Designed without a clutch mechanism or stop-motion mechanism, the machine produces no stop-motion noise.

The machine automatically reclaims cloth chips after cloth cutting action to keep the working environment cleaner.



## Easy-to-operate multi-functional operation panel

All pieces of data on sewing specifications can be established/selected on the operation panel





### ►List of major functions of the operation panel

Item	Function
Needle threading	The needle bar turns by 180 degrees to allow the operator to thread the machine head from this side of the machine.
Forward	Moves the feed forward stitch by stitch
Backward	Moves the feed backward stitch by stitch
Pattern No.	Displays and specifies a pattern number
Data No.	Displays and specifies a data number
Counter	Can be used as a counter for the number pieces. (The counter can either count up or count down)
Needle thread tension	Displays and specifies data on needle thread tension
Looper thread tension	Displays and specifies data on looper thread tension
Programming of data on detailed stitching shape	Specifies data on the respective buttonhole shape sections. Cutting length, number of parallel buttonhole sections, number of buttonhole eyelet sections, cutting space, eyelet section space, taper bar length, number of taper bar sections, taper bar offset.
Sewing Speed	Specifies a sewing speed
Sewing speed for eyelet section	Specifies a reduced speed for eyelet section
Knife ON/OFF	Switched between operation with and without a knife
Cut-before knife	Establishes data on the cut-before knife
Cut-after knife	Establishes data on the cut-after knife
Knife No.	Selects between automatic operation and manual operation
Material-opening device	Selects the mode used to hold open the material-opening device
Knife adjustment	Enters the cloth cutting knife adjusting mode
Function	Activates the desired data setting using the memory switch.

## MEB-3200RD

for combined use for lateral and longitudinal buttonholing:  
For men's and ladies' wear  
(lateral-installation type machine head)

When sewing longitudinal buttonholes on longer materials, the ability to move the material to the right or left guarantee increased efficiency.



MODEL NAME	MEB-3200SS	MEB-3200RS	MEB-3200RD	MEB-3200JS
Application	For men's and ladies' wear	For combined use for lateral and longitudinal buttonholing: For men's and ladies' wear		For jeans
Thread trimming style	Longer remaining thread			Shorter remaining thread
Table stand	Standard	Standard	Lateral-installation machine head	Standard
Stitch system	1-needle, double chainstitch (with a gimp)			
Max. sewing speed	400~2,200 rpm (100rpm step)			
Sewing length	10~38 mm			Work clamp type S 16~24mm (optional) Work clamp type M 24~32mm (standard) Work clamp type L 32~40 (optional)
Stitch bite width	2.0 ~ 4.0mm *			
Taper bar length	0 mm, 3~ 10mm			
Work clamp height	13 mm (Max. 16mm)			
Method for changing method shape	By selecting a program			
Feed system	Intermittent feed by a stepping motor			
Method to drive the cloth-cutting knife	Vertically driven by stepping motor			
Needle	D0 X 558 # 90#110			
Compressed air and air consumption	0.5MPa {5kg/cm <sup>2</sup> }, 6N $\varnothing$ / min (8 cycle/min)			
Dimension	1,060mm(W) x790mm (D) x 1,230 mm (H)			
Power consumption	550VA			
Total weight	185kg			